


DRILLING AUGERS: A6 - RC6 DRIVES: 4DD - 7DD 4.5 - 15T (9,900lbs - 33,100lbs)



Drilling Augers Suit: High Flow Skid Steer Loaders, Truck Cranes, Excavators, Backhoes and Telehandlers




A6

EARTH

BLADED TEETH FOR EARTH / CLAY / SHALE

ALL PURPOSE FOR GENERAL DRILLING

The angle and geometry of the teeth to the pilot is the key to the efficiency in which these augers perform. Available in earth or multi-facet tungsten (MFT) braised onto the face of the teeth, providing longer wear life and greater cutting performance. Not suited to harder fracturable rock.



RC6

ROCK/COMBO


TAPER TEETH FOR ALL GROUND CONDITIONS

THE ULTIMATE ALL PERFORMANCE AUGER

No need to have two augers for different conditions. Ideal in all drilling conditions. Cut a clean clear hole in soft earth and clay and have the ultimate ripping ability in fracturable rock.



Need a CUSTOM SOLUTION?
Contact Digga North America



DR6

DEDICATED ROCK

ROTATING ROCK PICKS FOR SHALE AND FRACTURABLE ROCK

HEAVY DUTY & EFFICIENT CUTTING HEAD FOR THE ULTIMATE ROCK DRILLING AUGER

Heavy duty engineered design with high efficiency cutting heads to maximise your drilling performance. Fitted with a range of quality wear parts providing superior wear and performance.



MACHINES 4.5-15T (9,900 lbs-33,100 lbs)			
MODEL	A6	RC6	DR6
DRILLING CONDITIONS	GENERAL	COMBO ROCK /EARTH	DEDICATED ROCK
HUB	2.5" Hex	2.5" Hex	2.5" Hex
OPTIONAL HUB	2" Hex	2" Hex	2" Hex
OVERALL LENGTH	60"	60"	60"
FLIGHTS (LEAD)	5/16"	5/16"	5/8"
FLIGHTS (CARRY)	5/16"	5/16"	3/8"
TEETH	TM	TTD/TTS	3/4" Rock Pick
PILOT	PM-HX-3	PH-3	DRP-19API / DRP-19T
IDEAL DRIVES	4DD-7DD	4DD-7DD	5DD-12DD
OPTIMUM DRILLING SPEEDS (RPM)			
EARTH	55-65	55-65	-
CLAY	45-55	45-55	-
SHALE (FRACTURABLE ROCK)	25-45	25-45	25-45
HEAVY ROCK	-	-	10-25
AUGER FEATURES	Double flight configuration. Heavy duty body for greater strength with larger machines provide for optimum drilling on mid sized machines.		Short flighting encourages regular removal of spoil, allowing cool air to enter the hole & regular inspection of teeth.

FEATURES

- TRUE CUT DESIGN ENSURES A 300MM AUGER DRILLS A 300MM HOLE
- DRIVE ADAPTORS & EXTENSIONS TO MAXIMISE DRILLING DEPTH
- SHALLOW PITCH FLIGHTS FOR OPTIMUM REMOVAL OF SPOIL
- ROBUST AUGER BODY CONSTRUCTION FOR LONG LIFE
- HEAVY DUTY TUBE WITH HIGHEST GRADE STEEL
- VARIETY OF HUB OPTIONS